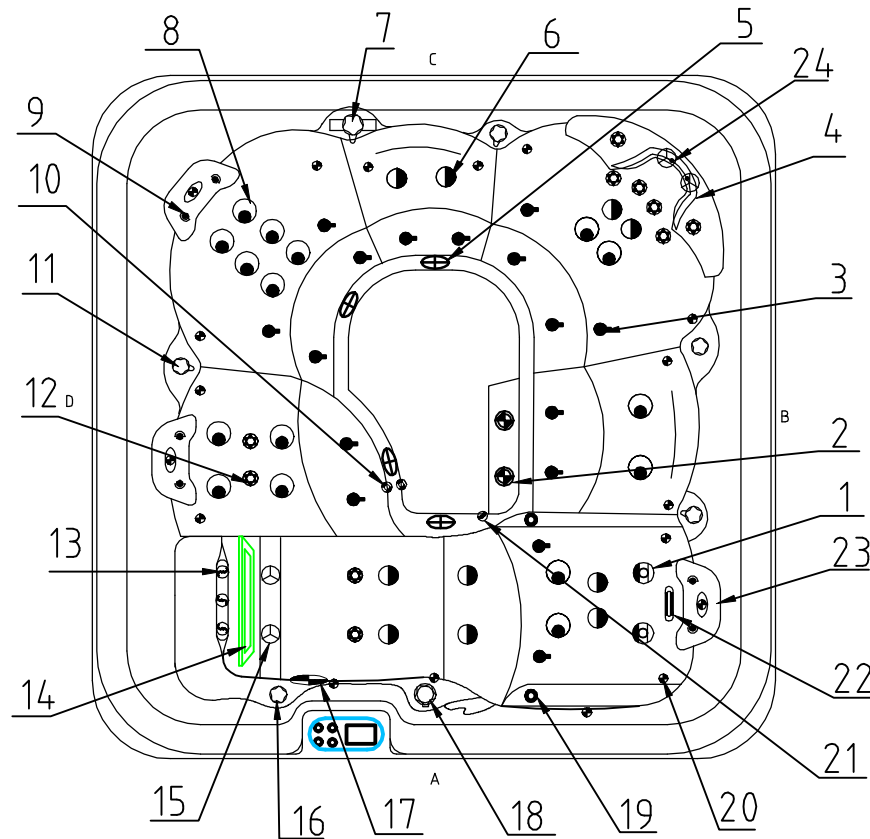
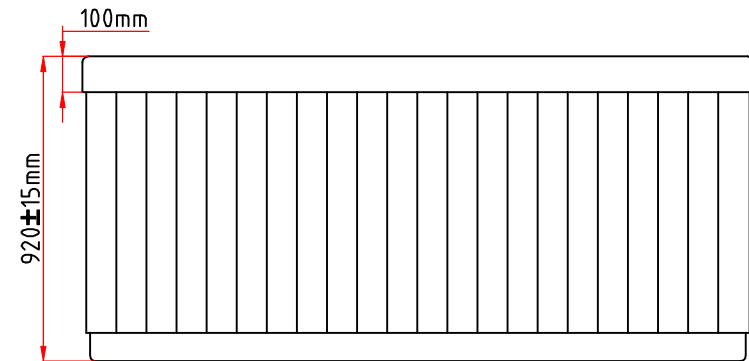
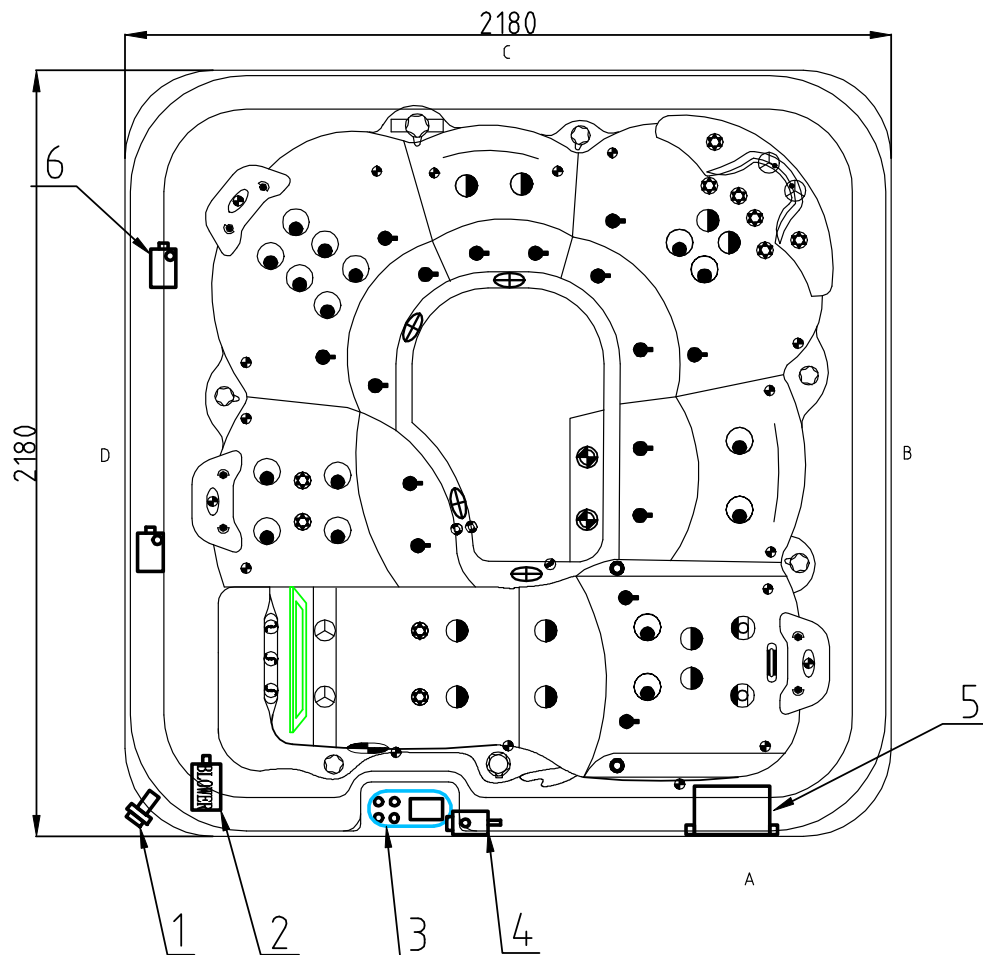


Notes: Due to manufacturing tolerances, there could be some minor differences between the actual spa and the drawing above. If site planning is critical to such tolerances, be sure to measure your actual spa. All specifications are subject to change without notice. Some components may be optional on your spa.









Notes: Due to manufacturing tolerances, there could be some minor differences between the actual spa and the drawing above. If site planning is critical to such tolerances, be sure to measure your actual spa. All specifications are subject to change without notice. Some components may be optional on your spa.

24	•	Headrest buckle Pack	01.03.03.0413	2	pc	12	⊗	2" Jet Internal-Directional	01.03.04.0158	10	pcs
23	🦋	Butterfly Headrest -Light grey	01.03.03.0377	3	pcs	11	⊗	1" Air Check Valve Assembly	01.03.03.0659	3	pcs
22	🚰	6" Waterfall body	01.03.03.0109	1	pc	10	⊗	Ozone Injector	01.03.03.0129	2	pc
21	•	Star-Shape SS Bottom Drain	01.03.04.0342	1	pc	9	•	Headrest buckle with plastic nut	01.03.03.0497	6	pc
20	•	MINI Perimeter LED light	01.03.03.0066	18	pc	8	⊗	4" Jet internal Single-Spin	01.03.04.0162	16	pcs
19	•	Large 1" Jet Assembly-Pearl Grey	01.03.04.0075	2	pcs	7	🚰	2" Water diverter valve	01.03.03.0660	1	pcs
18	🌿	Aromatherapy Canister-T-Body	01.03.03.0677	1	pcs	6	⊗	3" Jet internal Single-Spin	01.03.04.0160	10	pcs
17	📡	5" Light housing without Holder	01.03.03.0108	1	pcs	5	🚰	2" Suction (full set)-SS face	01.03.03.0248	4	pcs
16	⊗	Waterfall Valve	01.03.03.0658	2	pcs	4	🦋	EVA Headrest- U-shape	01.03.03.0082	1	pc
15	⊗	3" Jet internal-Directinal	01.03.04.0159	4	pcs	3	•	1" Air Injector Assembly	01.03.04.0055	16	pcs
14	📦	Twin Cilinder Skimmer	01.03.03.0737	1	pc	2	⊗	4" Jet internal-Directinal	01.03.04.0187	2	pcs
13	⊗	Roma fountain	01.03.04.0129	3	pcs	1	⊗	5" Jet Internal-Single pulse	01.03.04.0164	2	pcs
NO	Icon.	description	Part#	Qty	Unit	NO	Icon.	description	Part#	Qty	Unit



Notes: Due to manufacturing tolerances, there could be some minor differences between the actual spa and the drawing above. If site planning is critical to such tolerances, be sure to measure your actual spa. All specifications are subject to change without notice. Some components may be optional on your spa

6		Single Speed Pump	01.03.05.0502	2	pc
5		Control Box	01.03.05.0130	1	pc
4		CIR Pump	01.03.05.0468	1	pc
3		control Panel	01.03.05.0133	1	pc
2		Blower	01.03.05.0564	1	pc
1		External Drain	01.03.05.0450	1	pc
NO.	Icon	Description	Part#	Qty	Unit